



Data - March 2016

Women-Owned Businesses in the Nation's 25 Largest Cities

This index provides data on women-owned businesses in each of the nation's 25 largest cities, including the overall number of women-owned firms, the growth rate for women-owned businesses and male-owned businesses, and average revenues per women-owned business.

by Jonathan Bowles

This data analysis provides a new level of data about the dramatic surge in women entrepreneurs in the nation's 25 largest cities. The graphs below show that the growth of women-owned businesses in the 25 largest American cities between 2007 and 2012 far outpaced the overall growth in women-owned businesses nationally. And out of the 25 most populous cities in the U.S., only one had a slower growth rate in women-owned businesses than the nation.

Generously funded by Capital One's Future Edge initiative, our analysis —provide data for each of the 25 largest U.S. cities, specifically the number of women-owned business, 5-year and 10-year growth rates for the number of women-owned businesses, revenues per women-owned business. Major findings include:

- Of the nation's 25 most populous cities, Memphis had the fastest growth in women-owned businesses between 2007 and 2012, the most recent year for which data from the U.S. Economic Census is available. The number of women-owned businesses in Memphis increased by 116 percent.
- Fort Worth had the second highest five-year growth rate, with women-owned firms growing by 78 percent, followed by Atlanta (65 percent), Houston (62 percent) and Dallas (58 percent).
- Of the 25 largest cities, Dallas ranks first in revenues per women-owned business, with \$198,599 in average sales. San Antonio was second, with \$191,223 in average sales, followed Fort Worth (\$186,435), Houston (\$181,122), and San Francisco (\$175,766).
- In terms of the overall numbers of women-owned businesses, New York City tops the list, with 413,899—more than

double than the second-ranked city, Los Angeles (192,358). Chicago ranks third with 123,632 women owned firms, followed by Houston with 102,813 and Dallas with 52,798.

- Over the last decade, from 2002-2012, the number of women-owned businesses in the United States increase by 52 percent. This amounts to 928 new businesses every day, adding over 1,290,245 jobs and \$90,191,545 billion in payroll to the nation's economy.
- Ninety percent of all women-owned businesses in the U.S. have no paid employees.
- If only one quarter of the existing 8,842,742 women-owned businesses in the United States with no employees added a single employee in the next three years, it would result in more than 2.2 million new jobs.
- The cities with the slowest growth in women-owned businesses over the past five years include San Diego (which experienced a 20 percent increase in the number of women-owned businesses), San Francisco (27 percent increase), Boston (31 percent), San Jose (32 percent) and Seattle (32 percent).

This national data analysis accompanies "[Breaking Through: Harnessing the Economic Potential of Women Entrepreneurs](#)," a 64-page report that focuses largely on the growing economic importance of women entrepreneurs in New York City, but also includes detailed chapters on the role of women entrepreneurs in four other cities: Atlanta, Dallas, Washington D.C. and San Francisco. [Click here](#) to read the full report, and see below for more data on women entrepreneurs nationally.

Image not readable or empty

/images/uploads/Breaking-Through-Nation-01.1-Most-Women-Owned-Businesses-25-Largest-US-Cities.png




Image not readable or empty

/images/uploads/Breaking-Through-Nation-02-Rate-of-Growth-Avg-Revenues.png




Image not readable or empty

/images/uploads/Breaking-Through-Nation-03-Percentage-growth-in-businesses.png





Image not readable or empty

images/uploads/Breaking-Through-Nation-04-Share-of-biz-with-no-paid-employees.png



City		2012	2007	Difference	Percent Change
NYC	Female-Owned	413899	305198	108701	35.6%
	Maled-Owned	571852	529631	42221	8.0%

City		2012	2007	Difference	Percent Change
ATLANTA	Female-Owned	28172	17047	11125	65.3%
	Maled-Owned	31542	25949	5593	21.6%
WASH DC	Female-Owned	27064	19291	7773	40.3%
	Maled-Owned	30237	27588	2649	9.6%
SAN FRAN	Female-Owned	40135	31639	8496	26.9%
	Maled-Owned	63864	53836	10028	18.6%
DALLAS	Female-Owned	52798	33387	19411	58.1%
	Maled-Owned	76671	61581	15090	24.5%
LOS ANGELES	Female-Owned	192358	136579	55779	40.8%
	Maled-Owned	262460	234486	27974	11.9%
CHICAGO	Female-Owned	123632	92119	31513	34.2%
	Maled-Owned	147997	128852	19145	14.9%
HOUSTON	Female-Owned	102813	63416	39397	62.1%
	Maled-Owned	134236	114030	20206	17.7%
SAN DIEGO	Female-Owned	47942	40020	7922	19.8%
	Maled-Owned	72727	64360	8367	13.0%
PHOENIX	Female-Owned	44294	30006	14288	47.6%
	Maled-Owned	63479	52309	11170	21.4%

City		2012	2007	Difference	Percent Change
PHILADELPHIA	Female-Owned	40906	27983	12923	46.2%
	Maled-Owned	55745	48304	7441	15.4%
DETROIT	Female-Owned	38576	25120	13456	53.6%
	Maled-Owned	21089	19134	1955	10.2%
MEMPHIS	Female-Owned	35710	16556	19154	115.7%
	Maled-Owned	30568	27286	3282	12.0%
AUSTIN	Female-Owned	34253	22714	11539	50.8%
	Maled-Owned	51518	40184	11334	28.2%
CHARLOTTE	Female-Owned	32008	21332	10676	50.0%
	Maled-Owned	41600	34039	7561	22.2%
SEATTLE	Female-Owned	29617	22412	7205	32.1%
	Maled-Owned	42430	34397	8033	23.4%
FORD WORTH	Female-Owned	29425	16515	12910	78.2%
	Maled-Owned	35116	27615	7501	27.2%
SAN JOSE	Female-Owned	28981	22000	6981	31.7%
	Maled-Owned	40604	34095	6509	19.1%
JACKSONVILLE	Female-Owned	28749	19155	9594	50.1%
	Maled-Owned	33828	32309	1519	4.7%

City		2012	2007	Difference	Percent Change
DENVER	Female-Owned	28725	20354	8371	41.1%
	Maled-Owned	41776	34030	7746	22.8%
INDIANAPOLIS	Female-Owned	27668	18202	9466	52.0%
	Maled-Owned	34325	33758	567	1.7%
COLUMBUS	Female-Owned	27044	18952	8092	42.7%
	Maled-Owned	35593	29437	6156	20.9%
EL PASO	Female-Owned	21872	14792	7080	47.9%
	Maled-Owned	29356	28047	1309	4.7%
SAN ANTONIO	Female-Owned	44295	30581	13714	44.8%
	Maled-Owned	63283	58132	5151	8.9%
BOSTON	Female-Owned	19390	14764	4626	31.3%
	Maled-Owned	33543	27292	6251	22.9%



Researched by Judy Messina, Jonah Bleckner, Kathleen Gorman, Natalia Khosla and Saigeetha Narasimhan. Design by Amy Parker and Ahmad Dowla.

This research was made possible through Capital One's Future Edge initiative.

General operating support for the Center for an Urban Future has been provided by the Bernard F. and Alva B. Gimbel Foundation, the Lucius N. Littauer Foundation and the M&T Charitable Foundation.

CAPITAL ONE'S FUTURE EDGE initiative is a \$150 million, five-year effort to help more American workers and entrepreneurs succeed in the 21st century economy. Through Future Edge, Capital One works with hundreds of leading community and nonprofit organizations in NYC and beyond, including microfinance and micro-lending organizations

empowering women entrepreneurs such as Grameen America, Accion, and the Business Outreach Center Network. Learn more at www.capitalone.com/investingforgood or join the conversation on Twitter at @YourFutureEdge.

CENTER FOR AN URBAN FUTURE (CUF) is an independent, nonprofit think tank that generates innovative policies to create jobs, reduce inequality and help lower income New Yorkers climb into the middle class. For 20 years, CUF has published accessible, data-driven reports on ways to grow and diversify the economy and expand opportunity that are anchored in rigorous research, not preconceived notions about outcome. Our work has been a powerful catalyst for policy change in New York City and serves as an invaluable resource for government officials, community groups, nonprofit practitioners and business leaders as they advocate for and implement policies to address some of New York's biggest challenges and opportunities.

RELATED PRESS

[Cities Tap Women Entrepreneurs To Thrive](#)

Builder, March 28, 2016

[Bronx Women-Owned Businesses Skyrocket by More Than 50 Percent, Report Says](#)

DNAinfo, by Eddie Small, March 03, 2016

[This art-loving stylist is part of what makes Memphis a top city for black women entrepreneurs](#)

USA Today Network, by Tonyaa Weathersbee, April 16, 2018

[Women in Business Q&A: Jennifer Gootman, VP Social Consciousness and Innovation, West Elm](#)

HuffPost, by Laura Emily Dunn, November 03, 2017

[Report: Female-founded start-ups get less funding](#)

The News & Observer, March 01, 2016

[Memphis leads nation's largest cities in women-owned business growth](#)

The Commercial Appeal, by Kevin McKenzie and Kayleigh Skinner, March 03, 2016

[Editorial: Thriving small businesses are essential to local growth](#)

The Commercial Appeal, March 07, 2016

[Women-Owned Businesses: How CEO Nellie Torres Built a Construction Company](#)

Spark Business IQ, by Nancy Mann Jackson, March 18, 2016

[Women-Owned Businesses in Brooklyn Soar 39 Percent in 5 Years, Study Shows](#)

DNAinfo, by Nikhita Venugopal, March 02, 2016

[Fort Worth is crushing it when it comes to women-owned businesses](#)

Culture Map Fort Worth, by Lindsey Wilson, March 03, 2016

[Best Cities For Black Women To Launch and Operate a Thriving Business](#)

Black Enterprise , by Carolyn M. Brown, March 08, 2016

Top Cities Where Women Entrepreneurs Make the Most Money

Black Enterprise , by Carolyn M. Brown, March 23, 2016

New York Women In Tech Boost The City's Economy

Forbes, by Bonnie Marcus, March 02, 2016

21 Ideas To Support And Scale-Up Women-Owned Businesses In New York City

Inc., by Kelly Hoey, March 03, 2016

For women entrepreneurs, business is booming but capital isn't keeping up

Crain's New York, by Gerald Schifman, March 09, 2016

What the Boom in Women-Owned Businesses Means for Cities

CityLab, by Eillie Anzilotti, March 24, 2016

Women entrepreneurs outnumber men in New York City, says new survey

Real Estate Weekly, March 01, 2016

Ladies: Read This if You're Thinking of Starting Your Own Business

Women's Health, by Korin Miller, March 03, 2016

More Women Are Opening Food Businesses Than Ever in New York, Study Says

Eater, by Patty Diez , March 14, 2016

The Rise Of Women Entrepreneurs Is Good Economic News For New York

Forbes, by Susan Price, March 31, 2016

Study: Women-owned businesses growing at 62% in Houston

Houston Chronicle, by Emma Hinchliffe, March 01, 2016

Women-Owned Businesses Are Growing—but Not Enough

Glamour, by Jillian Kramer, March 03, 2016

Female-owned businesses on the rise on Staten Island

Staten Island Advance, by Tracey Porpora, March 10, 2016

Growth Of Women-Owned Businesses In Dallas Outpacing Nation

CBS Local, by Robbie Owens, March 31, 2016

[N.Y.C.'s female-founded start-ups receive a small fraction of VC funding](#)

New York Business Journal, by Anthony Noto, March 01, 2016

[Breaking Through: The Economic Impact Of Women Entrepreneurs](#)

Forbes, by Keri Gohman and Jonathan Bowles, March 03, 2016

[NYC's Rising Tide of Women Entrepreneurs](#)

Next City, by Oscar Perry Abellow, March 14, 2016

[Study: New York's a Good Town for Female Entrepreneurs](#)

WNYC, by Ilya Marritz, March 01, 2016

[Atlanta No. 3 U.S. city for growth of women-owned businesses](#)

Atlanta Business Journal, by Ellie Hensley, March 02, 2016

[Study: 40% of NYC businesses owned by women](#)

News 12, March 05, 2016

[Women Entrepreneurs Drive Economic Growth in the Bronx](#)

NY City Lens, by Kyra Gurney , March 16, 2016

[My thoughts: Overcoming challenges and finding success as a female small business owner](#)

The Commercial Appeal, by Maggie Strom, May 01, 2016

[Women entrepreneurs on a dramatic rise in NYC over past 5 years: Study](#)

Metro, by Angy Altamirano, March 01, 2016

[Study: Women-owned business on the rise in BX](#)

News 12, March 07, 2016

[Women's History Month: Interview With Construction Industry Maverick Barbara Armand](#)

Huffington Post, by Sandy Abrams, March 18, 2016



CENTER FOR AN URBAN FUTURE
120 Wall Street, 20th Floor, New York, NY 10005
cuf@nycfuture.org © All Rights Reserved.